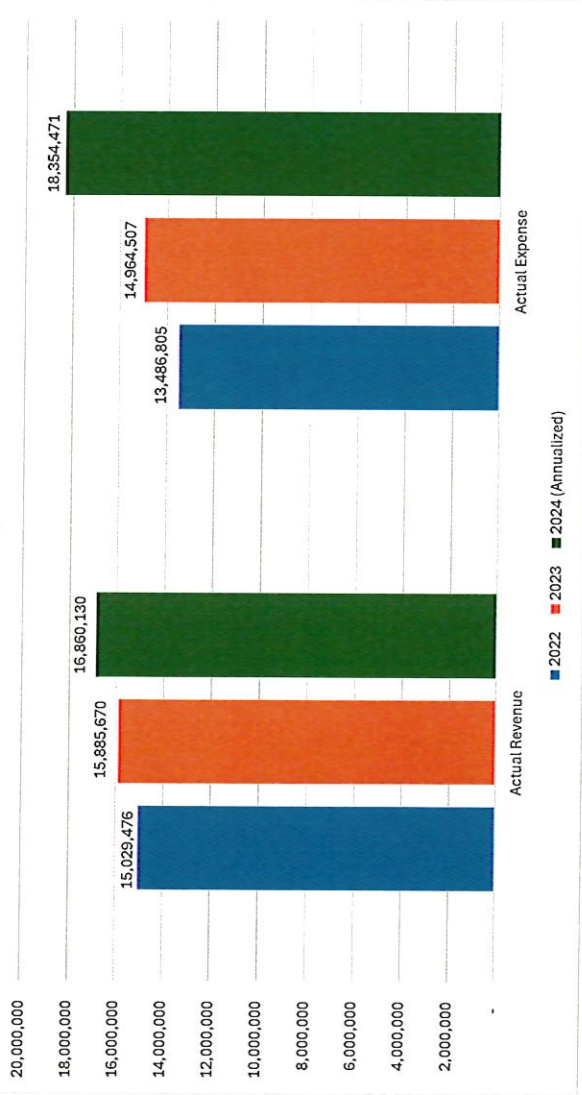


Year	Actual Revenue	Actual Expense
2022	15,029,476	13,486,805
2023	15,885,670	14,964,507
2024 (Annualized)	16,860,130	18,354,471

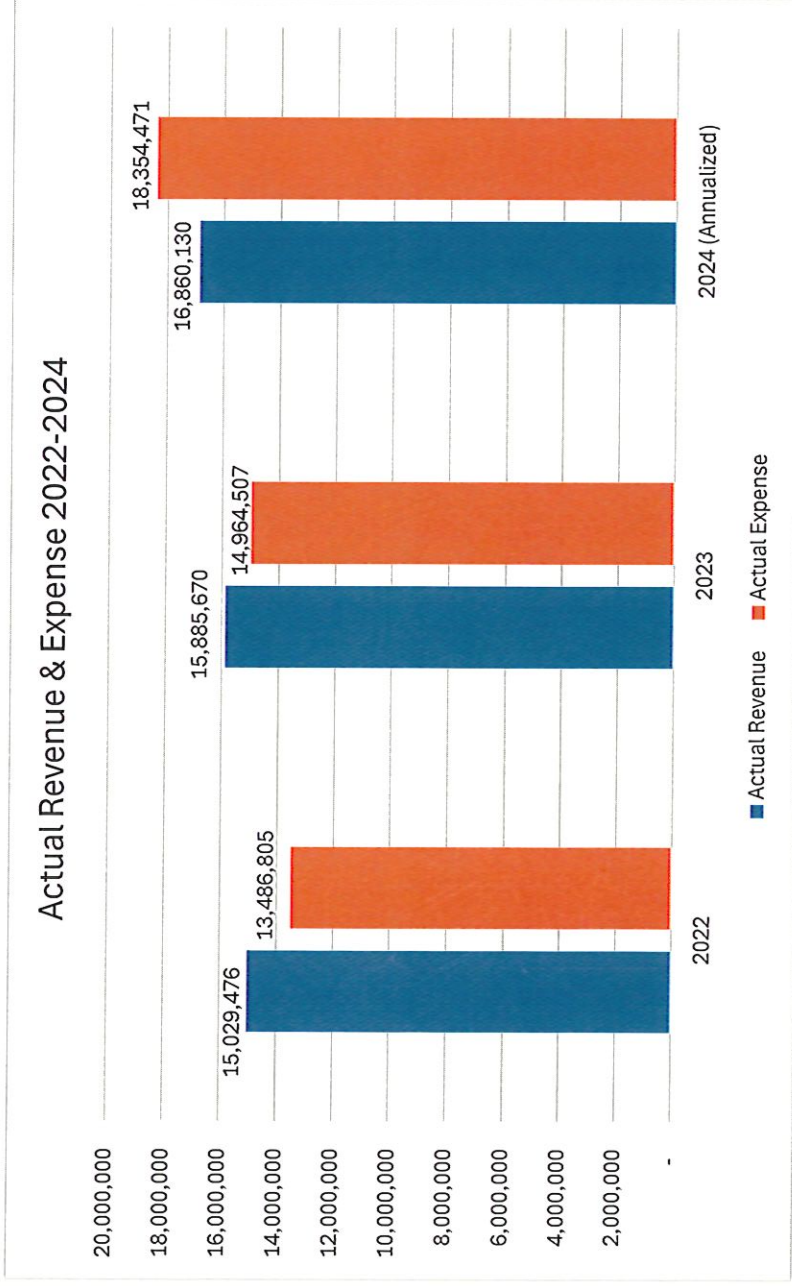
Actual Revenue & Expense 2022-2024



Difference of 2023 to 2024 Expenses:

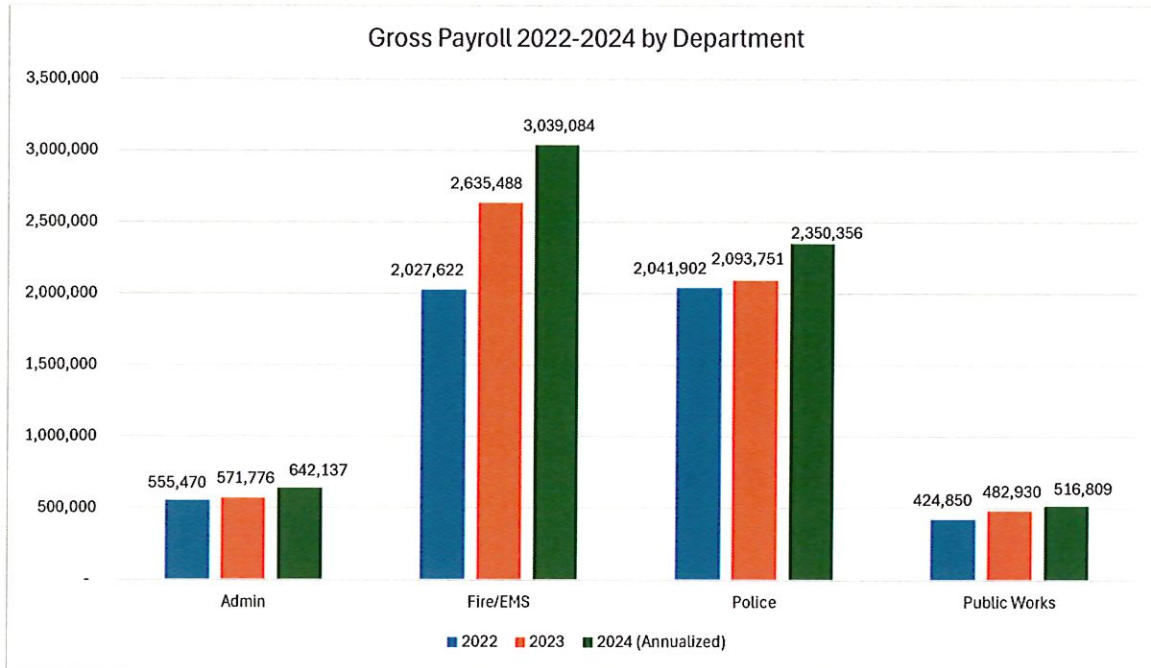
	2023	2024
Paving	\$ 744,650	\$ 1,124,029
Salaries	\$ 5,783,945	\$ 369,028
		\$ 250,000
		\$ 6,548,386

Year	2022	2023	2024 (Annualized)	Total
Actual Revenue	15,029,476	15,885,670	16,860,130	47,775,276
Actual Expense	13,486,805	14,964,507	18,354,471	46,805,783

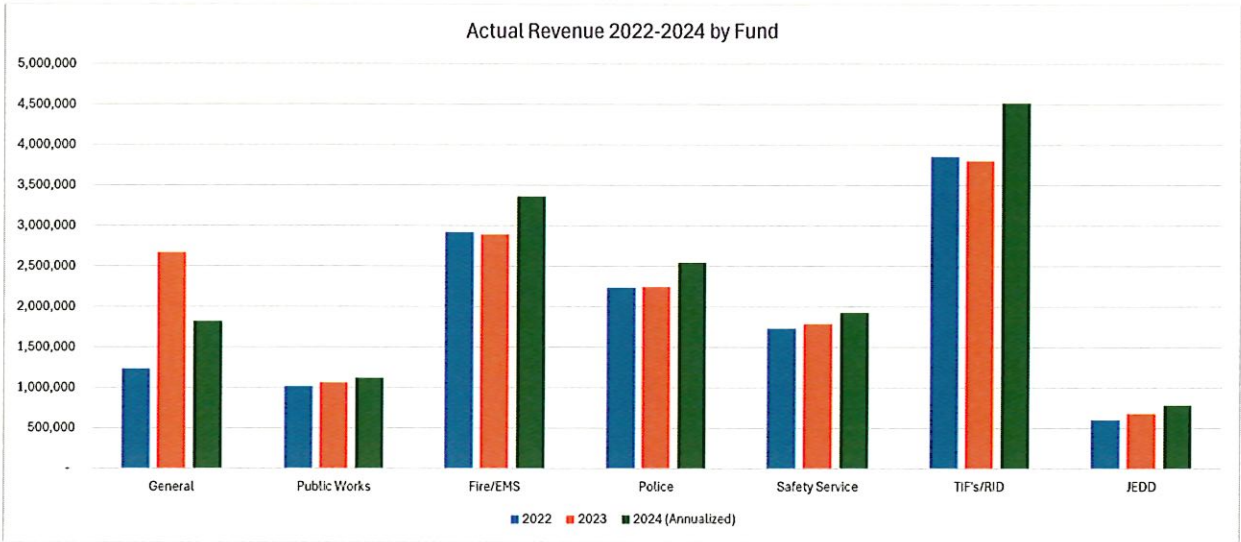


Footnote: Large amount of CARES/ARPA funds were received in prior years as revenue but actual expenses in later years.

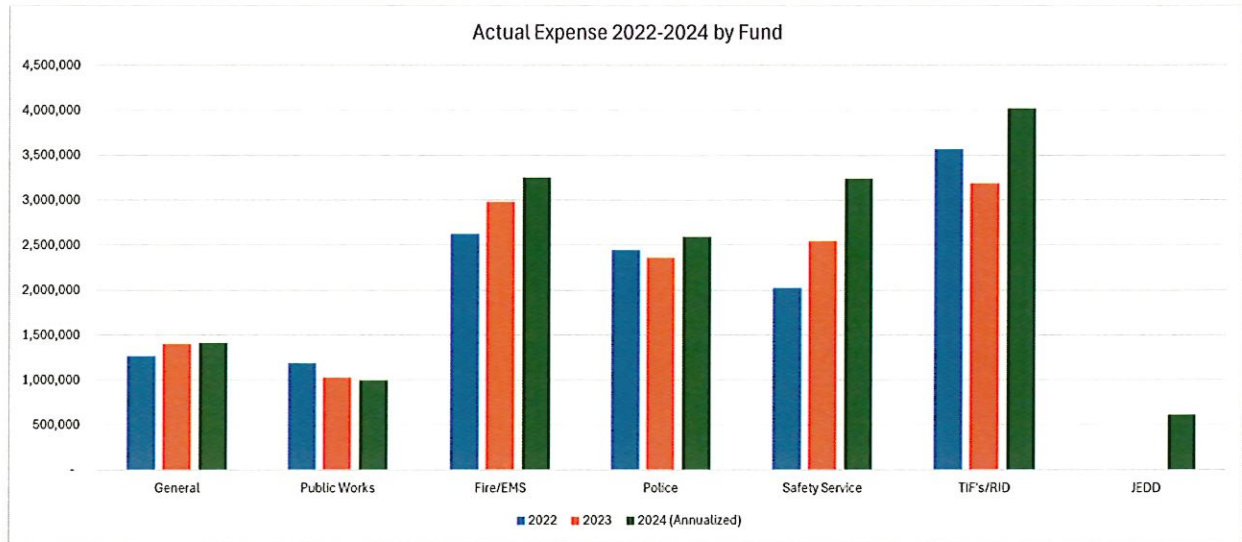
Year	Admin	Fire/EMS	Police	Public Works	Total
2022	555,470	2,027,622	2,041,902	424,850	5,049,844
2023	571,776	2,635,488	2,093,751	482,930	5,783,945
2024 (Annualized)	642,137	3,039,084	2,350,356	516,809	6,548,386



Year	General	Public Works	Fire/EMS	Police	Safety Service	TIF's/RID	JEDD	Other	Total
2022	1,233,433	1,017,318	2,920,402	2,240,723	1,733,936	3,855,762	601,107	1,426,795	15,029,476
2023	2,671,228	1,064,869	2,893,419	2,247,903	1,768,724	3,805,328	682,660	731,538	15,885,670
2024 (Annualized)	1,819,255	1,116,590	3,365,533	2,548,401	1,927,076	4,516,708	766,253	777,324	16,880,130



Year	General	Public Works	Fire/EMS	Police	Safety Service	TIF's/RID	JEDD	Other	Total
2022	1,268,492	1,188,931	2,628,254	2,448,821	2,026,548	3,569,282	-	358,497	13,488,805
2023	1,405,336	1,028,247	2,978,141	2,360,268	2,548,239	3,189,424	-	1,454,851	14,964,507
2024 (Annualized)	1,413,158	993,688	3,250,762	2,594,419	3,240,515	4,020,695	612,009	2,229,846	18,354,471



Fund	Estimated Fund Balance January 1, 2023	Estimated Fund Balance January 1, 2024	Estimated Fund Balance January 1, 2025
1000	4,000,000	4,000,000	6,000,000
2011	25,000	25,000	-
2021	200,000	100,000	300,000
2031	50,000	50,000	-
2081	200,000	200,000	100,000
2111	800,000	500,000	200,000
2191	2,000,000	1,500,000	400,000
2221	22,783	22,783	22,783
2231	25,000	25,000	-
2261	1,189	439	-
2271	5,611	7,044	7,529
2272	1,500,000	1,000,000	-
2281	500,000	800,000	1,000,000
2401	50,000	50,000	50,000
2901	2,500,000	2,500,000	3,000,000
2902	-	-	2,000
2904	200,000	500,000	300,000
2906	500,000	800,000	300,000
2908	50,000	200,000	350,000
2909	6,923	10,000	50,000
2910	-	-	-
2911	14,078	14,078	16,518
2924	4,900	4,900	700
4903	800,000	1,100,000	1,600,000
	13,455,484	13,409,244	13,699,530

Fund	Total 2023 Revenue	Total 2024 Revenue	Total 2025 Revenue
1000	5,141,000	5,653,000	7,544,000
2011	50,000	58,000	40,000
2021	526,000	414,000	659,000
2031	636,000	683,000	588,000
2081	2,469,000	2,470,000	2,518,000
2111	3,112,000	2,693,000	2,542,000
2191	3,698,000	3,291,000	2,167,000
2221	22,783	22,783	22,783
2231	100,000	95,000	74,000
2261	1,189	439	500
2271	5,611	7,044	7,529
2272	1,500,000	1,300,000	-
2281	1,200,000	1,555,000	1,900,000
2401	205,000	205,000	213,000
2901	3,000,000	3,188,000	3,785,000
2902			5,000
2904	722,000	825,000	605,000
2906	3,144,000	3,593,000	3,065,000
2908	392,000	554,000	1,056,000
2909	14,199	20,000	125,000
2910			40,000
2911	14,078	14,078	16,518
2924	4,900	4,900	700
4903	1,100,000	1,400,000	1,925,000
	27,057,760	28,046,244	28,899,030